

CZU: 547.7:615.2

DOI: <https://doi.org/10.5281/zenodo.7445813>

## STUDY OF THE SYNTHESIS METHODS OF 1,3-ARYL(HETERYL)PROPENONE

Ana POPUȘOI

Moldova State University

In this work, we refer to the study of recent specialized literature, where some syntheses methods of chalcone derivatives are described. These substances show a very pronounced anticancer activity, having a protective action in the cellular system. They present interest due to their biological properties, such as anti-inflammatory, antioxidant, cytotoxic and antihistamine properties, etc. These important biological properties are the basis of the current research intended to obtain them synthetically. The bibliographic data refers to the synthesis of 1,3-aryl (heteryl) propenones, which are described in several reviews. The main focus is on the synthesis methods of chalcones, which allow us to obtain pure reaction products, short reaction time and high yields. Also, synthesis methods with the use of solid-based heterogeneous catalysts are described, which, in turn, are very active, durable and more economical and can be used for three synthesis cycles, without significant loss of catalytic activity. The synthesis methods studied were: aldol and crotonic condensation, Claisen-Schmidt reaction, Suzuki reaction, coupling of alkynes with aldehydes, microwave irradiation, etc.

**Keywords:** chalcones, condensation Claisen-Schmidt, synthesis, synthetic.

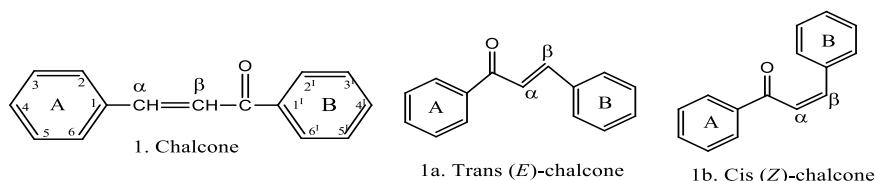
## STUDIUL METODELOR DE SINTEZĂ PENRU 1,3-ARIL(HETERIL)PROPENONE

Prin articolul dat se prezintă studiul literaturii de specialitate, în care sunt descrise unele metode de sinteză a derivaților chalconici. Aceste substanțe au o activitate anticancerigenă foarte pronunțată, având o acțiune de protecție în sistemul celular. Ele prezintă interes datorită proprietăților biologice pe care le manifestă: antiinflamatorii, antioxidante, citotoxice și antihistaminice ș.a. Aceste proprietăți biologice importante stau la baza cercetărilor actuale pentru a le obține pe cale sintetică. Datele bibliografice se referă la sinteza 1,3-aril(heteril)propenonelor, care sunt descrise într-un șir de articole de generalizare. O atenție deosebită este acordată metodelor de sinteză a chalconelor care să permită obținerea produșilor de reacție puri, timp de reacție scurt, randamente rentabile. Sunt descrise metode cu utilizarea catalizatorilor eterogeni cu bază solidă, care, la rândul lor, sunt foarte activi, durabili și mai economici și care pot fi folosiți la trei cicluri de sinteză fără pierderi semnificative ale activității catalitice. Metodele de sinteză studiate au fost: condensarea aldolică și crotonică, reacția Claisen-Schmidt, reacția Suzuki, cuplarea alchinelor cu aldehidele, iradierea cu microunde etc.

**Cuvinte-cheie:** chalcone, condensare Claisen-Schmidt, sinteză, sintetic.

## Introduction

The chalcones represents  $\alpha$ ,  $\beta$ -unsaturated carbonyl compounds, which have a benzene ring at the ends and is most often substituted. This place can be taken by any heterocycle, such as pyridine, piperidine, furan, thiophene, etc. In general, these compounds are named propenones.



**Fig.1.** The structural formula of chalcones.

The chalcone is the trivial name for substances with 1,3 diphenyl-prop-2-en-1-one structure and are part of the family of flavonoid compounds [1]. They are also known as benzylideneacetophenones or benzalacetophenones. The name chalcone was proposed by the Polish chemist Kostaneki Stanislaw. In most of the cases, the aromatic rings are hydroxylated. Chalcones are unsaturated ketones, containing the reactive ketoethylene group  $-\text{CO}-\text{CH}=\text{CH}-$ . The presence of  $-\text{CO}-\text{CH}=\text{CH}-$  chromophore group gives them a color, which varies depending of other auxochrome groups. Chalcones are open chains flavonoids where two phenyl groups are linked via carbonyl system of three unsaturated  $\alpha$ ,  $\beta$  carbons. The numbering of carbon atoms in chalcone molecule is carried out according to (Fig.1). Chalcones are widely distributed in nature and they are found in plants such as *Ruscus*, *Angelica*, *Clycyrhaza*, etc. Through a stereospecific reaction catalyzed by isomerase

enzymes, in plants they are converted into (2S) flavones **2**. This similarity in structure between chalcones and flavones explains their simultaneous presence in plants. Common compounds of the flavonoid class **2** contain a phenyl group in position 2 of the benzo-( $\gamma$ )-pyrone (Fig.2). The flavonoids **2** differ by saturation, size and substituents of ( $\gamma$ )-pyrone ring called the ring C.

The ethylene bond between C<sub>2</sub> and C<sub>3</sub> in the C ring of flavones **2** generates the conjugation between the A and B rings. Thus, the structure of flavones rings becomes more stable than that of the other flavonoids. Although anthocyanidins **3** (Fig.2) differ by the absence of carbonyl group in the C ring, their biological properties are similar. Chalcones **1** are ring and chains isomers of flavonoids.

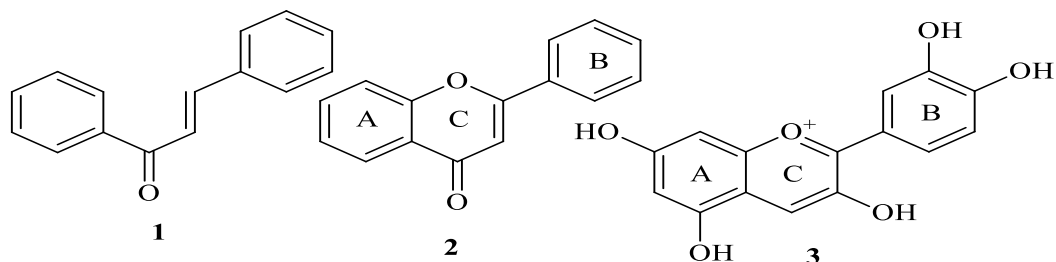


Fig.2. Structural formulas: 1-chalcone, 2-flavone, 3- anthocyanin.

It has been shown that  $\alpha$  ketone groups  $\beta$  unsaturated from chalcone skeleton **1** confer all the active biological properties that have been detected, since in all bioactive molecules ketone groups are present and their removal causes the loss of the active principle [2,3]. These substances have a pronounced anticancer activity, having a protective action in the cellular system. Also, they are of interest due to their anti-inflammatory, antioxidant, cytotoxic and antihistamines properties. These important biological properties are the basis of current research to obtain them synthetically. Likewise, these characteristics highlighted the necessity of choosing these compounds for researcher's investigations.

We will refer to the study of recent specialized literature on the synthesis of chalcones compounds. In the specialized literature the prior attention is given to synthesis methods of chalcones which allow us to obtain pure reaction products with high yields. The studied synthesis methods are: aldol and crotonic condensation, Claisen-Schmidt reaction, Suzuki reaction, coupling reaction of alkynes with aldehydes, etc.

## Background

### *Synthesis of 1,3-aril(etheral)propenones.*

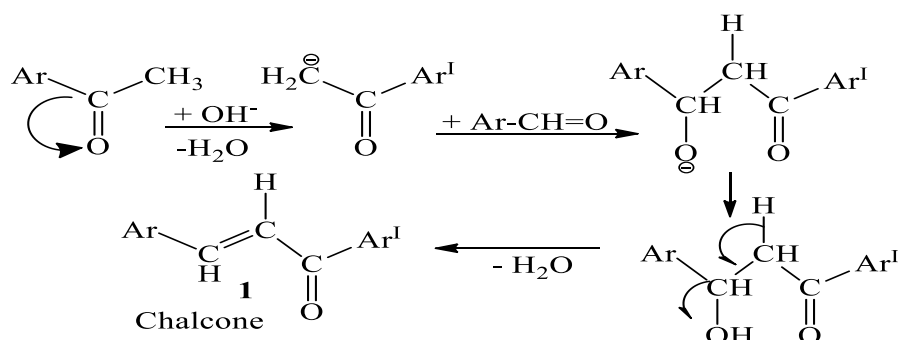
*Aldol and crotonic condensation.* A known method for chalcones synthesis is aldol and crotonic condensation. The condensation reactions are one of the most important enolic reactions of carbonyl compounds. Condensation reactions are combining two or more molecules, usually with elimination of a small molecule such as water or *en* alcohol. In a basic environment, aldol condensation involves the nucleophilic addition of an enolate ion to another carbonyl group. Under acidic conditions, the enol serves as a weak nucleophile, attacking the activated (protonated) carbonyl group.

The product,  $\alpha$ ,  $\beta$ -hydroxy ketone or an aldehyde, is named aldol, because it contains both an aldehydes group and an alcoholic hydroxyl group. The aldol product can through deshydration form an  $\alpha$ ,  $\beta$ -unsaturated carbonyl compound. Generally, this takes place after heating, under acid or base catalysis (Fig.3).

*Variants of Claisen-Schmidt reactions.* Chalcones are also obtained by the Claisen-Schmidt method, in acid or base catalysis. The formation of C-C bonds in the aldol condensation step is facilitated by the groups with  $-I$  effect, and less delayed by the  $+I$  effect on the carbonyl component.

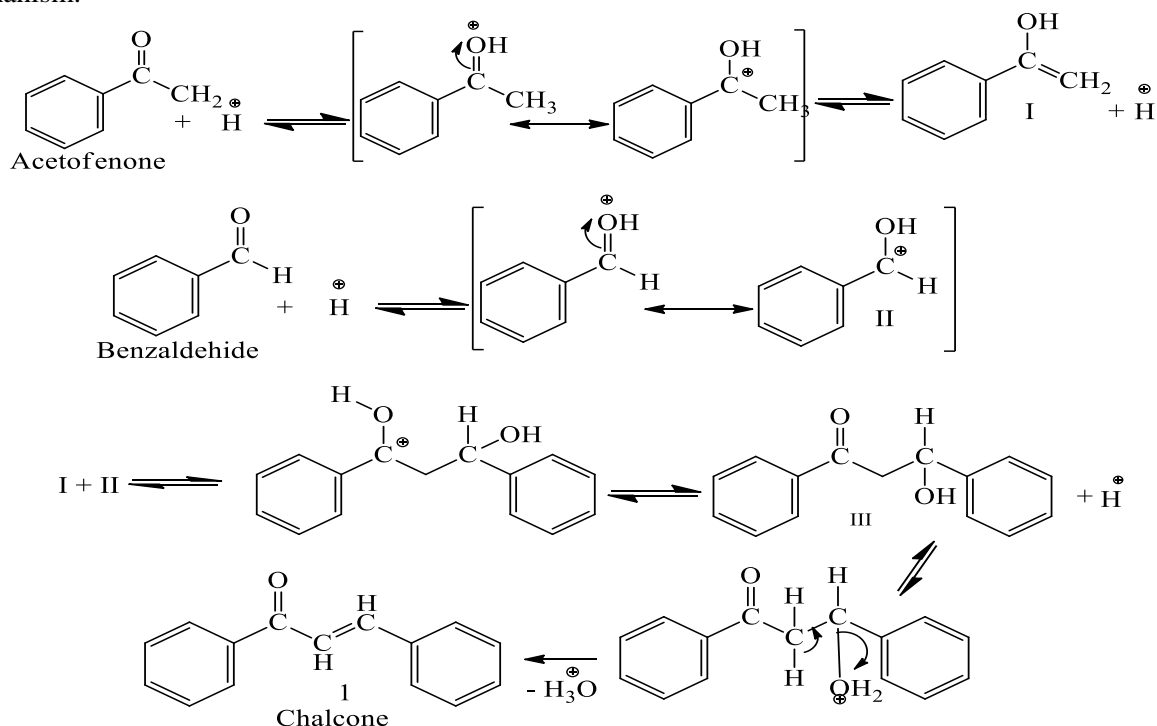
Claisen-Schmidt condensation is the most common method in homogeneous phase or solid-liquid phase, using alkaline catalysts. It is also known that hydroxylchalcones have the property to cyclize during the Claisen-Schmidt reaction into flavones. To optimize this type of synthesis methods, it is necessary to use the initial compounds that contain protected groups or to use the synthesis based on the Friedel-Crafts reaction. In comparison with other Claisen-Schmidt reactions, this reaction needs longer reaction time anhydrous conditions, which is the reason why they are less used. To reduce this shortcoming, the scientists proposed the synthesis of chalcones derivatives by microwave irradiation.

Synthesis of chalconic derivatives by Claisen-Schmidt method, in acid or base catalysis:



**Fig.3.** The condensation mechanism of aldehydes and ketones in the basic environment.

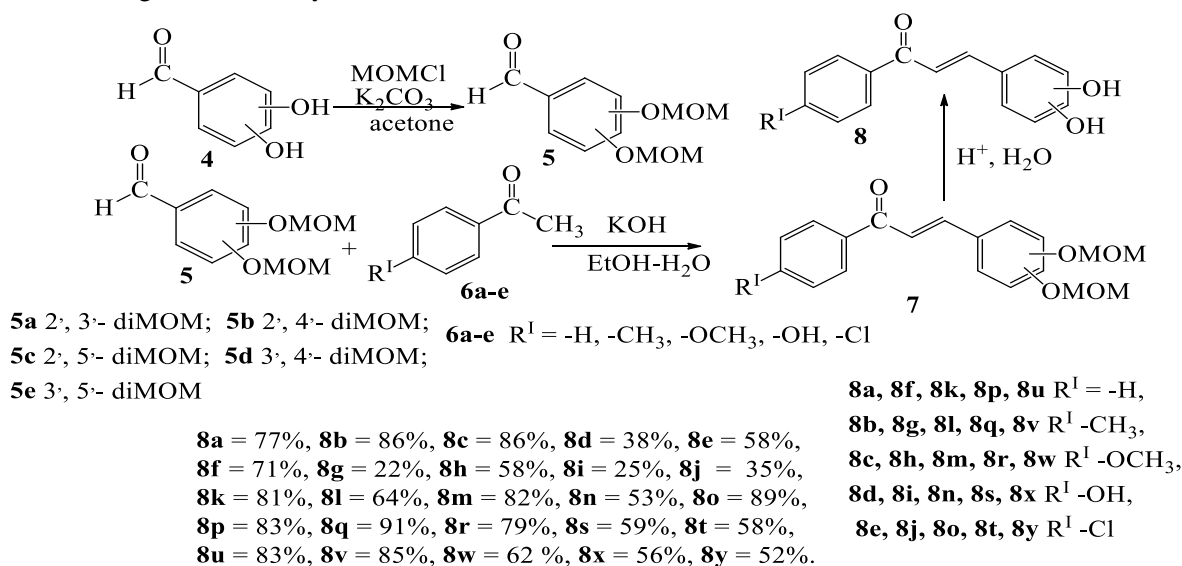
The classic method of Claisen-Schmidt reaction in acid environment takes place according the following mechanism:



**Fig.4.** The aldehydes and ketone condensation mechanism in acid environment following the Claisen-Schmidt method.

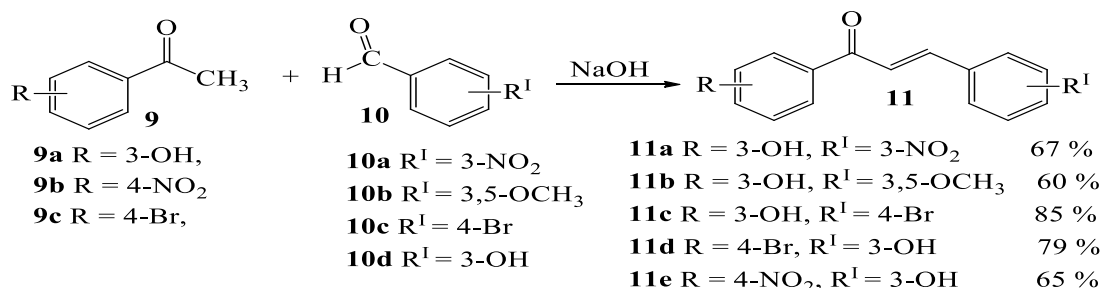
In these reactions, the condensation takes place between the aromatic aldehydes with acetophenones. In the case of acidic catalyze, in most of the cases mineral acids are used (HCl, H<sub>2</sub>SO<sub>4</sub>) and in the basic one alkaline bases are used (NaOH, KOH). The catalyst is chosen according to the nature of the substituent attached to the benzene nuclei. In case of electron-acceptor substituents (-Cl, -NO<sub>2</sub>, -SO<sub>3</sub>H, -CN) base catalysis is preferred, and in the case of electron donor's substituents (-R, -OR, -OH, -NR<sub>2</sub>) base catalysis is preferred. The chalcones antioxidant properties are mainly due to the two aryl rings and their substituents. Thus, the hydroxyl group is one of the key substituents that enhance the antioxidant activity of chalcones, mainly due to the ease with which they are transformed into fragments containing phenoxy groups, through the hydrogen transfer mechanism. The hydroxyl substituent is one of the most spread in chalcones from natural sources. In one of the researched methods for obtaining chalcones containing hydroxyl groups, a tactic is used to protect them. The chalcones derivatives were synthesized through Claisen-Schmidt condensation (basic catalysis) of benzaldehyde containing methoxymethyl groups protected with para-substituted acetophenones followed by acid-catalyzed hydrolysis. The protected bezaldehydes with methoxymethyl groups (MOM) **5**, which were prepared by the treatment of the respective benzaldehyde **4** with chloromethyl ether (MOMCl) under basic conditions

(K<sub>2</sub>CO<sub>3</sub>/acetone), were successfully transformed into chalcones derivatives **8a-y** with two hydroxyl groups at the aromatic ring of benzaldehyde:



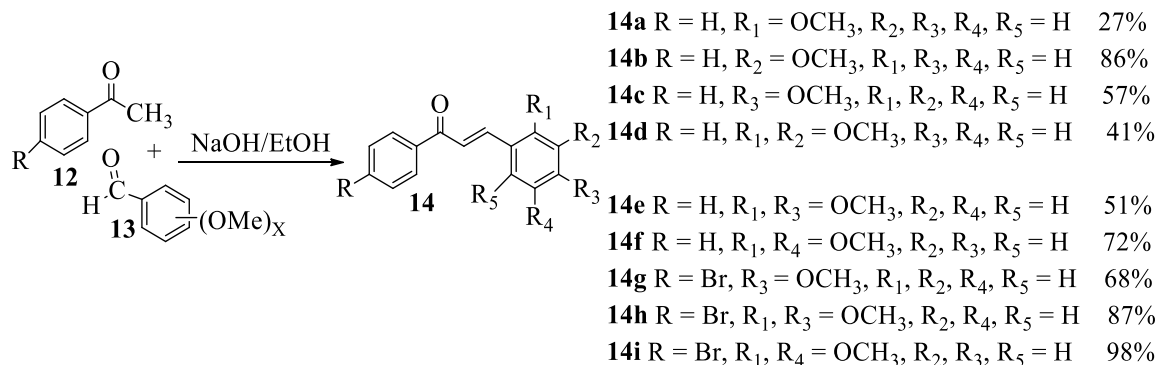
**Fig.5.** General synthesis method of chalcones which contains hydroxyl groups.

LAHSASNI S.A. proposed the synthesis of some chalcones derivatives applying the Claisen-Schmidt condensation between acetophenones **9** and benzaldehydes **10** [4]:



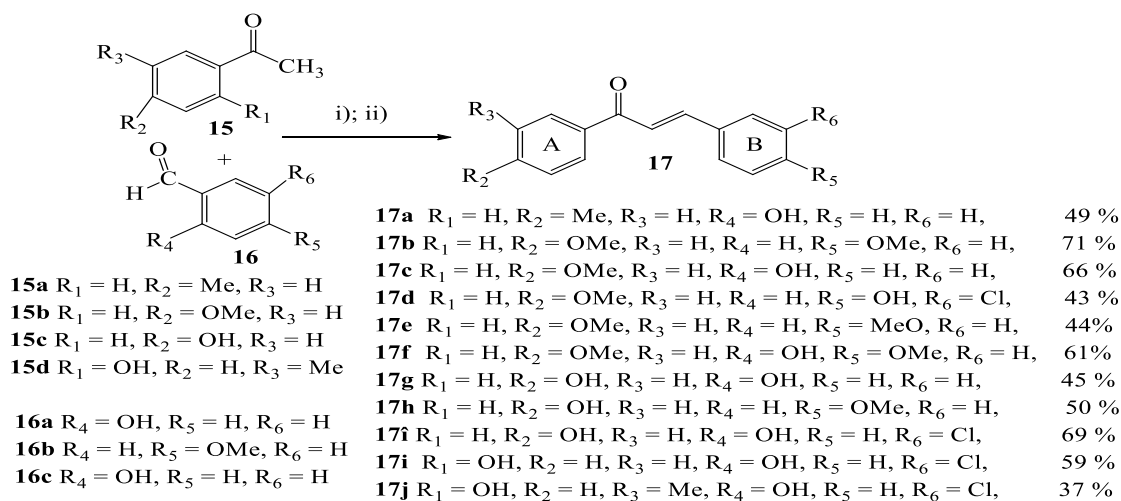
**Fig.6.** Synthesis scheme of chalcones analogues which contain substituted aromatic rings.

The Claisen-Schmidt reaction has a wide application in chalcones synthesis. Thus, chalcones and their derivatives can be synthesized in the laboratory, having as reactants acetophenones or its derivatives **12**, benzaldehyde and its derivatives **13** and alkane base as NaOH, KOH or NaH as catalyst in a polar solvent [5].



**Fig.7.** The use of Claisen-Schmidt reaction in the synthesis of substituted chalcones.

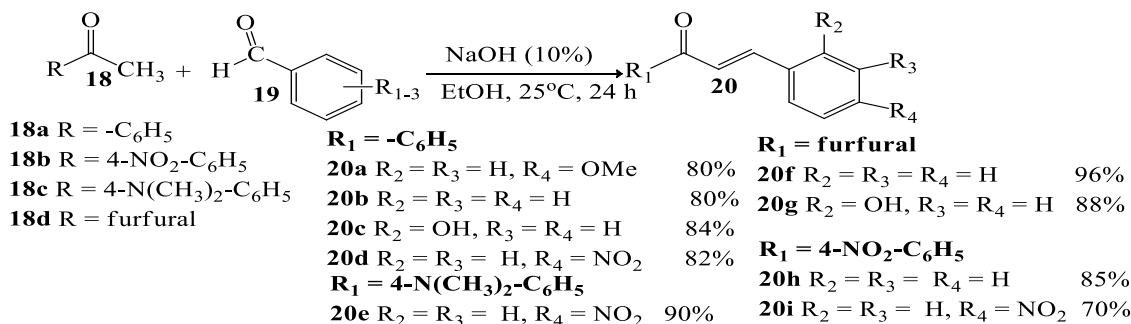
In order to create more favorable conditions for the synthesis of the same chalcone derivatives, microwave irradiation can also be used [6]:



Reagents and conditions: i) EtOH, NaOH solution of 50%, MW, 80°C, 2-4 h; ii) HCl de 10%.

**Fig.8.** The synthesis scheme of chalconic derivatives by microwave irradiation.

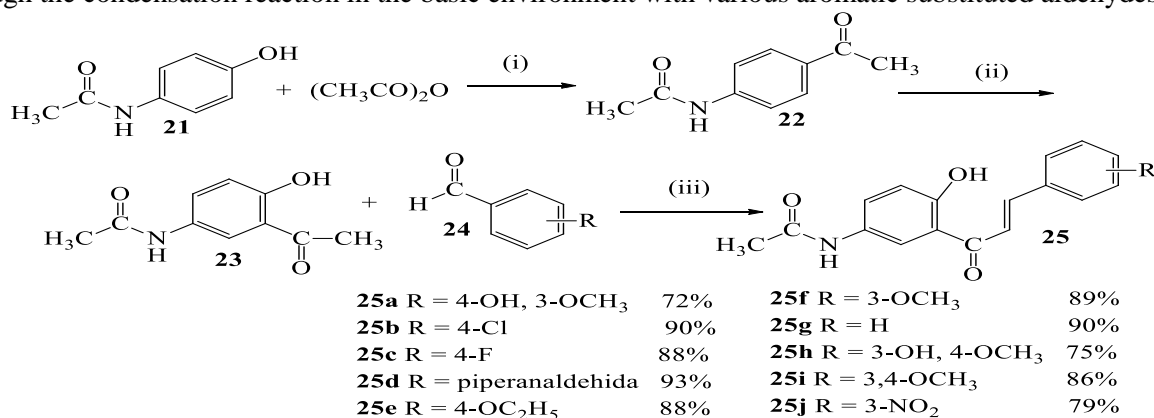
It should be mentioned that WANDER A. S. and his collaborators from the Institute of Chemistry from Brasilia [7], succeeded in obtaining a series of chalcones **20a-i** using also the Claisen-Schmidt reaction:



**Fig.9.** Synthesis scheme of substituted chalcones derivatives **20a-i**.

In Claisen-Schmidt reaction are also used catalysts such as: sodium nitrate NaNO<sub>3</sub> and natural phosphate (NP) [8]. The yields of the final products are 70-96%. The aldol condensation of benzaldehyde with acetone and acetophenone were investigated on hydrotalcite KF and KNO<sub>3</sub> deposited on aluminum La<sub>2</sub>O<sub>3</sub>, in which zeolite X contain Cs and Mg groups and aluminum-magnesium hydroxide hydrate [9].

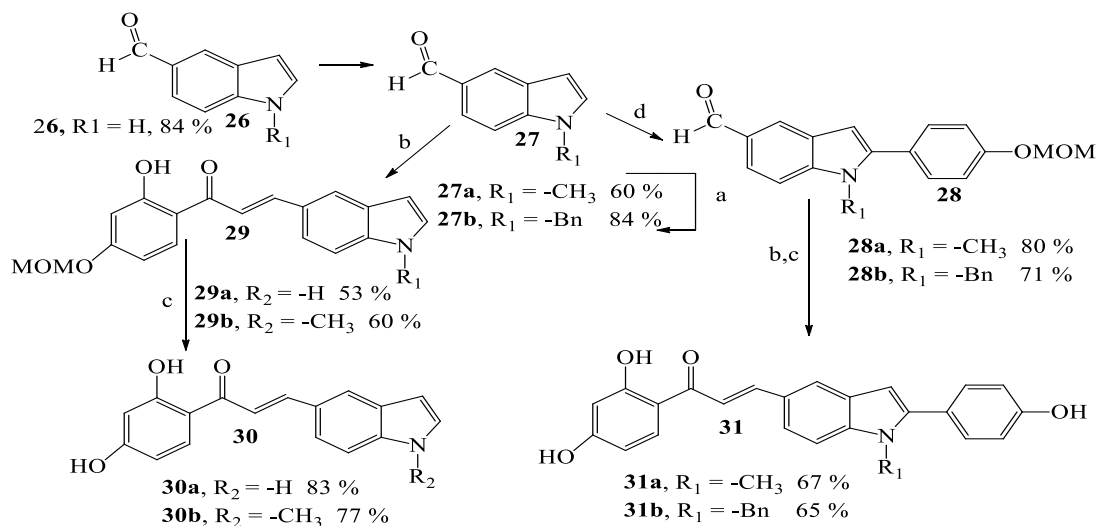
It was possible to synthesize a series of chalcones from N-(3-acetyl-4-hydroxyphenyl) -acetamide **21** through the condensation reaction in the basic environment with various aromatic substituted aldehydes **24**.



Reagents and conditions: (i) H<sub>2</sub>SO<sub>4</sub>(c), 1a 50-60°C, 15 min.; (ii) AlCl<sub>3</sub>, 130°C, 3h; NaOH/EtOH, 25°C, 18-24h.

**Fig. 10.** Synthesis scheme of (E)-N-(3-cinnamoyl-4-hydroxyphenyl)acetamides **25a-j**.

Chalcones of the given type **25a-j** are obtained with high yields, and their structure was confirmed by various spectral methods [10], as in the Claisen-Schmidt reaction different solid catalysts are used, such as the Co (II) complex with pyridine polymers. The most useful polymer proved to be the Co (II)-4vinylpyridine-styrene copolymer, because no secondary compounds are obtained after the reaction [11]. The synthesis of chalcone derivatives containing indole group also refers to the Claisen-Schmidt reaction:



Reagents and conditions: (a) NaH (60% w/w), CH<sub>3</sub>I (for **27a**) or BnBr (for **27b**), DMF, from 0°C up to 25°C, 12 h; (b) **29a, b**, NaOH (5 M), EtOH, from 0°C up to 25°C, 48 h; (c) **30a, 30b**, HCl (12 M), MeOH/THF, from 0°C up to 40°C, 1 h; (d) **28a, 28b**, Ag<sub>2</sub>O, 2-nitrobenzoic acid, Pd(OAc)<sub>2</sub>, DMF, 25°C, 24 h.

Fig. 11. Synthesis scheme of chalcone derivatives **31a, b** containing indole.

A shortcoming of the Claisen-Schmidt method used in the synthesis of ester chalcones is the difficult recovery of the catalyst. EKANAYAKE U. G. obtained secondary reaction products that led to the formation of reaction products with low yields. As a solution, solid-based heterogeneous catalysts can be used, which, in turn, can be very active, durable and more economical. Magnesium oxide nanosheets can be used as such type of catalyst. The two-dimensional heterogeneous MgO catalyst was synthesized using salt recovered from seawater using the atmospheric pressure plasma method. The catalytic activity of MgO nanosheets was compared with irregular MgO nanoparticles. With this type of catalyst, the conversion of acetophenone with benzaldehyde is 90 %. An advantage of this catalyst is that it can be used in three synthesis cycles without significant loss of catalytic activity [12]. Similarly, acyclic ionic liquid catalysts functionalized with -SO<sub>3</sub>H groups can be used in the Claisen-Schmidt reaction and are recyclable [13].

*Aldol and crotonic condensation.* The condensation reaction in solid phase was studied by different researchers [13,14,15]. In the case of reaction between aromatic aldehydes with cyclic ketones in the presence of a catalytic amount of NH<sub>4</sub>H<sub>2</sub>PO<sub>4</sub>/SiO<sub>2</sub>, in the absence of organic solvents, a series of substituted bis-benzylidene chalcones **32a-u** were obtained with high yields. The given method is easy to perform and has a general character for all types of aromatic aldehydes. Likewise, for the given method Mg(HSO<sub>4</sub>)<sub>2</sub>, 1,5,7-(triazabicyclo(4,4,0)-dec-5-ene or SiO<sub>2</sub> can be used as catalyst [16-18].

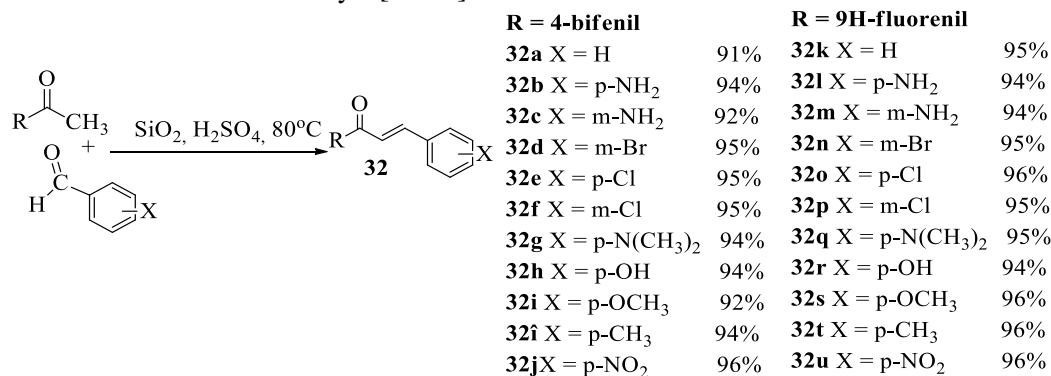
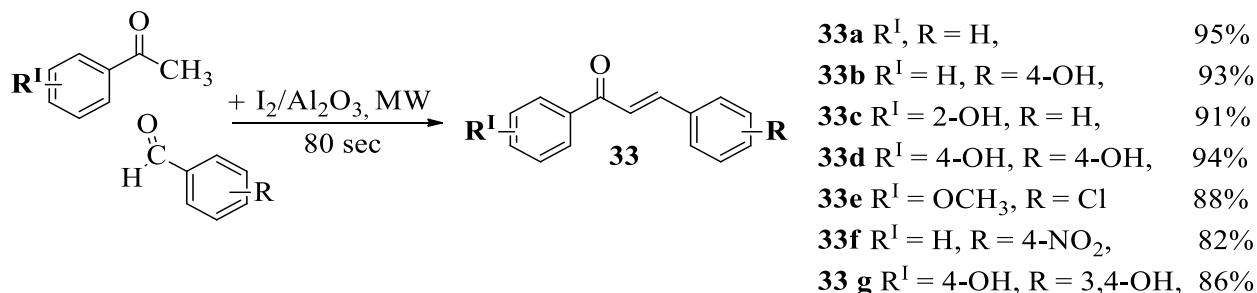


Fig.12. Synthesis method of substituted chalcones derivatives **32a-u**.



The synthesis of some chalcone derivatives was achieved using  $\text{Zn(L-proline)}_2$  as a harmless catalyst, obtaining reaction products with yields of 79-92%. The eminence of this method lies in the use of water as a non-toxic, cheap and non-flammable solvent. Moreover, the  $\text{Zn(L-proline)}_2$  catalyst can be recovered and reused several times, without it significantly losing of its qualities [19].

In recent literary investigations, the method of obtaining chalcones **33a-g** is described using as catalyst molecular iodine soaked on aluminum oxide and using microwave irradiation without any solvent [20].

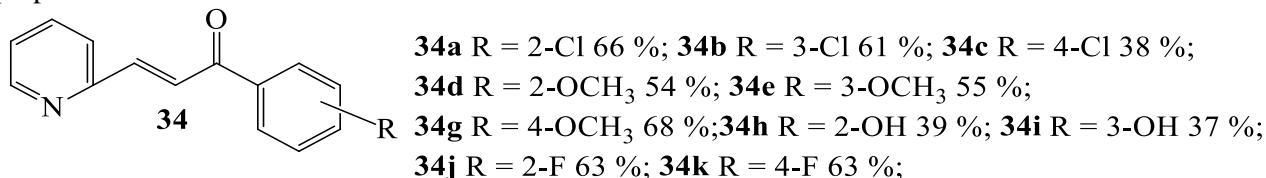


**Fig.13.** Synthesis method of chalcones derivatives **33a-g**, conditions of molecular iodine catalyst soaked on aluminum oxide.

Under these conditions, the synthesis of polyhydroxychalcones **33d**, **33g**, can be achieved by the reaction of acetophenones with benzaldehyde, both containing  $-\text{OH}$  groups. The given reaction is carried out without using the protection of functional groups, which is impossible to carry out in synthesis reactions catalyzed by alkaline bases. The molecular iodine acts as Lewis acid, which facilitates the enolization of the hydroxyl aryl ketone, simultaneously activating the carbonyl and hydroxyl groups in benzaldehyde. The neutral aluminum powder serves to increase the catalytic surface. The chalcones synthesis reaction, which contains hydroxyl groups by condensation in acidic medium without protecting the OH groups, has been successfully carried out by several organic scientists [21]. As catalyst  $\text{SOCl}_2$  was used and ethanol with 81-93% yield of final products [22]. The combination of these reaction conditions with continuous reflux and microwave technology is a relatively new method applied in organic synthesis. This technique offers many advantages, both in technical and economic aspects. This synthesis technique of chalcones derivatives was successfully realized using mixed solution of phenylacetylenes and benzaldehydes in 1,2-dichloroethane. Initially, the solution mixture is continuously dropped in the reaction vessel which is placed in a reactor equipped with microwaves (50 W). The crude product solutions are collected from the discharge tube and then purified by chromatographic methods. Chalcones are obtained with a yield of 84-91% [23].

Recent research describes the special biological activity of organic compounds containing aromatic pyridine ring. It should be mentioned that these activities are more pronounced if the pyridinic fragment is part of the chalcones structure [24-26].

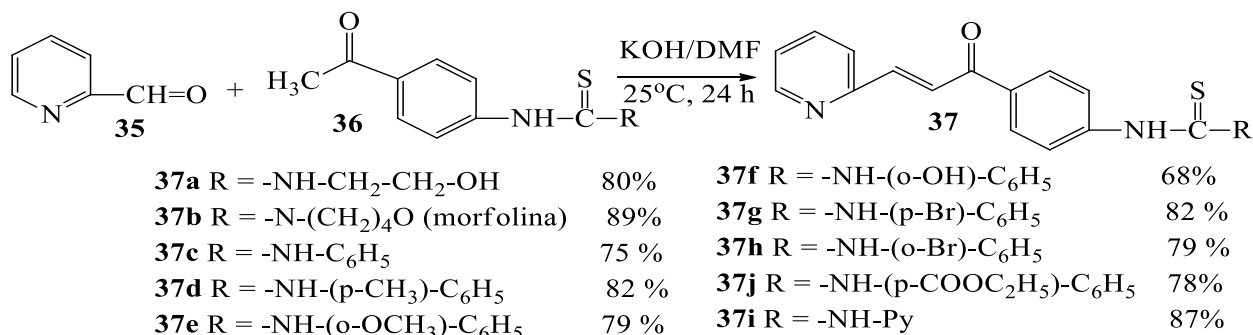
Methods for the synthesis of chalcones derivatives **34a-k** containing the pyridinic ring as a base are proposed:



**Fig.14.** The structure of chalconic derivatives containing the pyridine fragment.

The method used was aldol condensation, where picolinaldehyde is used as aldehydes. These compounds possess antioxidant activity and have been compared with *Quercetin* and *Trolox* [27].

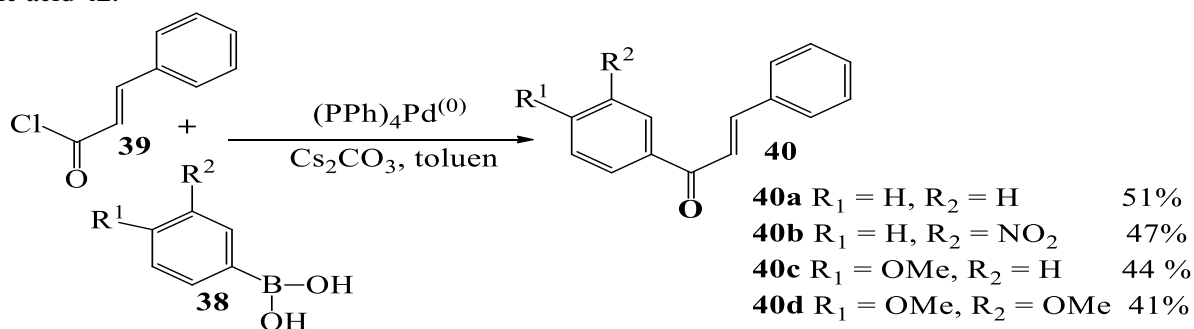
Synthesis methods of derivatives of the given type are also known when 1-(pyridin-2-yl)ethanone and substituted aromatic aldehydes are used in the Claisen-Schmidt condensation reaction [28]. The researchers of the Department of Chemistry of the Faculty of Chemistry and Chemical Technology from Moldova State University (USM) have investigated the obtaining of 3-(4-(3-pyridin-2-yl)acryloyl)phenyl-1-(alkyl)arylthioureas **35a** with analogous structure according to the scheme:



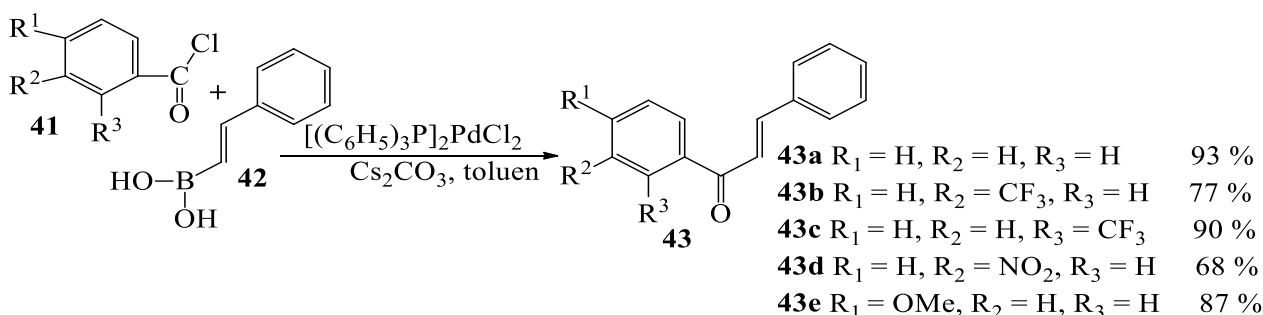
**Fig.15.** Synthesis of 3-(4-(3-pyridin-2-yl)acryloyl)phenyl-1-(alkyl)aryltioureas **35a-i**.

4-Acetylphenyltioureas **36** were synthesized by addition of the corresponding amines to 1-(4-isothiocyanatophenyl) ethanone similar to methods described in the literature [29]. Condensation of thioureas **36** with 2-pyridinecarboxaldehyde (picolinaldehyde) **35** under base catalysis leads to 1,3-arylpiperidinylpropanones **37a-i** with thiourea groups.

*The Suzuki reaction.* In the contemporary literature a new way for chalcones syntheses based on Suzuki reaction is mentioned [30]. As a result, the researchers were able to obtain chalcones **40a-d**, **43a-e** in two ways: by the interaction of activated cinnamic acid **39** with phenylboronic acids (FB(OH)<sub>2</sub>) **38** (Scheme 12) or by coupling activated benzoic acids with (E)-styrylboronic acid, which can also be called phenylvinylboronic acid **42**:



**Fig.16.** Obtaining chalcones **40a-d** upon the interaction of cinnamoyl chloride with substituted phenylboronic acids.



Reagents and conditions: solvent – THF; catalyst – [(C<sub>6</sub>H<sub>5</sub>)<sub>3</sub>P]<sub>2</sub>PdCl<sub>2</sub> in the presence of the non-basic reagent n-Bu<sub>4</sub>N<sup>+</sup>, HF<sub>2</sub><sup>-</sup>.

**Fig.17.** Obtaining chalcones **43a-e** at the interaction of benzoyl chloride with (E)-styrylboronic acid.

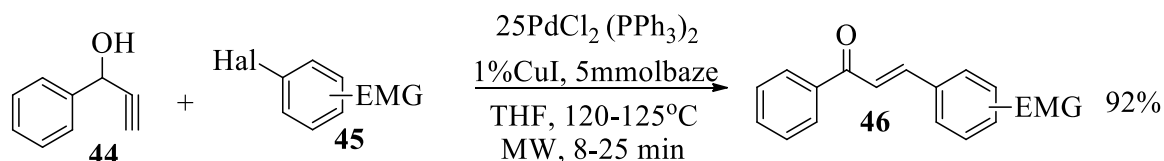
The first synthesis attempts were carried out on the coupling between cinnamoyl chloride **39** and different diphenylboronic acids **38** (Fig.12), using the following reaction conditions: solvent – THF; catalyst – [(C<sub>6</sub>H<sub>5</sub>)<sub>3</sub>P]<sub>2</sub>PdCl<sub>2</sub> in the presence of the non-basic reagent tetra-n-butylammoniumfluoride (n-Bu<sub>4</sub>N<sup>+</sup>, HF<sub>2</sub><sup>-</sup>). Unfortunately, this catalytic system led to the formation of a complex mixture of products, which disfavored the obtaining of high yields products. Better yields were obtained using the following conditions: solvent – anhydrous toluene; catalysts – tetrakis(triphenylphosphine)palladium at 0°C; base – cesium carbonate. This reaction is also effective for the synthesis of phenylboronic acids **38** containing electron donating or accepting substituents.



Researchers from India [31] succeeded to synthesize chalcones following a new method based on  $\text{BF}_3\text{-Et}_2\text{O}$ , which allow the obtaining of high yields products (75-96%). They employed in the synthesis reaction different acetophenones and substituted benzaldehydes using an equivalent of 0.5 mol of boron trifluoride diethylether ( $\text{BF}_3\text{-Et}_2\text{O}$ ). The most of the compounds were formed within 15-150 min, exclusively obtaining products with the trans bonds. The reaction mixture was washed with water to remove complexes with  $\text{BF}_3$  and after their recrystallization, for obtaining pure chalcones with high yields. It should be mentioned that in the presence of  $\text{KOH}$  and  $\text{NaOH}$  the reaction lasted a much longer time (2 - 4 days), with high probability of side reactions, such as Cannizzaro reaction. Using the Indian synthesis method described above, no side reactions were observed.

In comparison with existing methods, the advantage of this method is high yields of resulting products, short reaction time and lack of side reactions, avoiding the need for column chromatography and solvents, as well as tolerance of functional groups sensitive for bases (esters, amides). Disadvantages include the difficulty of working with  $\text{BF}_3$  and its relatively high costs.

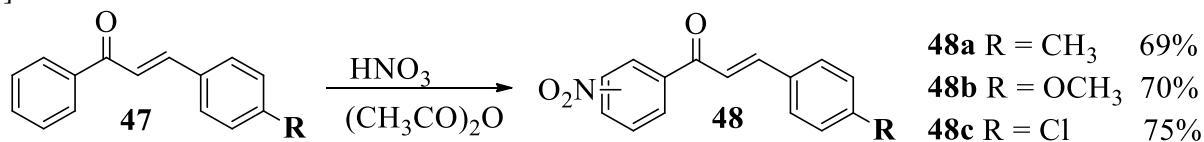
*Coupling of alkynes with aldehydes.* The coupling reaction of aromatic alkynes with aldehydes in ionic solution was also applied to the synthesis of chalcones containing different substituents in the benzene nuclei, 1-butyl-3-methyl-1-H-imidazole-4-methylbenzenesulfonate (BmimOTs) and 1-ethyl-3-methyl-1-H-imidazole-4-methylbenzenesulfonate (EmimOTs) were used as ionic liquids. The respective reagents are more efficient and recyclable for such reactions. They favor the formation of only E isomers of chalcones, which can be easily purified. This method avoids the use of Lewis acids and heavy metals. It was found that if the aldehydes contain electron donors or acceptors, the reaction proceed favorably, without the formation of secondary products. However, it was observed that when aliphatic alkynes are used, it is not possible to isolate the reaction products [32]. The optimization study of the coupling-isomerization reaction demonstrated that the use of propargylic alcohol and microwave heating allows chalcone synthesis in only 8-25 min with yields higher than 96%, using reduced amounts of base [33].



**Fig.18.** Synthesis of chalcone derivatives **46** from propargylic alcohol under microwave conditions.

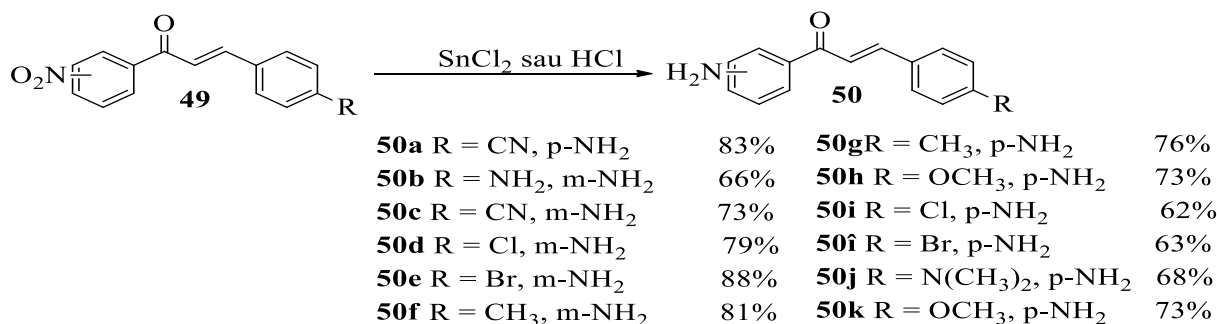
*Synthesis of nitro-chalcones and aminochalcones.* Nitrochalcones also play a special role in chalcones chemistry. In the specialized literature the nitrochalcones synthesis are described [34].

Thus, during the nitration of benzylidene acetophenones at low temperatures, acetic anhydride was used as a solvent and a mixture of 2- and 4-nitrochalcone isomers was obtained together with secondary products [35]:



**Fig.19.** Synthesis of nitrochalcone derivatives **48a-c**.

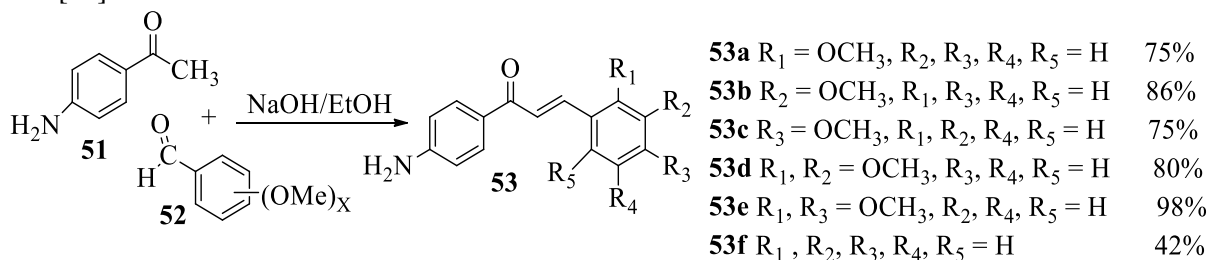
The solubility studies show that the suitable solvent for the separation of these isomers can be diethyl ether or benzene. The reactions yields are 69-75 % and chlorine derivatives are more effective for obtaining. Direct condensation of aminobenzaldehydes with acetophenones proceeds unsuccessfully, low yields and impure reaction products. To exclude these difficulties, aminochalcones are more commonly obtained by reducing nitrochalcones. The optimal effective reduction method is considered to be treatment with  $\text{SnCl}_2$  or  $\text{HCl}$ . Depending on the position of the nitro group in compounds **49**, the reaction yield ranges from 62 to 88%.



**Fig.20.** Transformation scheme of nitrochalcones into aminochalcones.

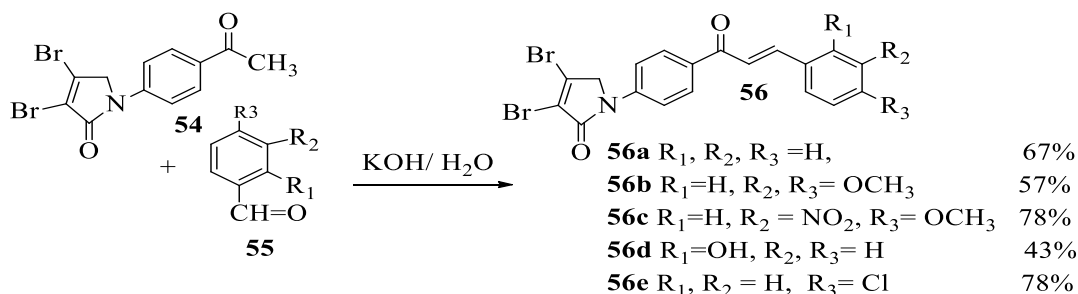
The nitro group can be replaced by bromine. The method consists in treating of nitrochalcones with silver bromide under illumination in glacial acetic acid. Halogenochalcones can be obtained from aminochalcones through the diazotization reaction. However, the reaction did not achieve practical applications at this time, because the direct condensation of halogenobenzaldehydes with the corresponding acetophenones is more effective for obtaining of chalcones. The given conclusion results from the comparison of the reaction yields of the final products. When the halogenochalcones are obtained through the diazotization reaction, the reaction yields are between 26-39%, and through the direct condensation reaction yields are 49-89%.

SUWITO H. et al. have achieved the synthesis of aminochalcones and their derivatives containing -OCH<sub>3</sub> groups, using the Claisen-Schmidt reaction in which the acetophenone **51** or its derivatives react with benzaldehyde or its derivatives **52** using an alkaline base, such as NaOH, KOH or NaH as a catalyst in a polar solvent [36]:



**Fig.21.** The structure of synthesized aminochalcones **53a-f**.

The scientists in this research area proposed the synthesis of some 4'-aminochalcone's derivatives from dibromoaleimide [37, 38]. The Claisen-Schmidt condensation reaction of 4'-ethyl 3,4-dibromoaleimide with various arylaldehydes under basic conditions offers the possibility of obtaining 4'-aminochalcones using dibromoaleimide:



**Fig.22.** Synthesis of 4'-aminochalcone based on dibromoaleimide.

The present research revealed the synthesis of 4'-aminochalcone based on dibromoaleimide **56a-e**, which potentially serves as model structure in designing the syntheses of some antibacterial drugs.

As mentioned in contemporary literature, one of the main questions of chalcones chemistry is their small molecular size, but has the opportunity to be structurally modified. Thus, we have the possibility to modify and correlate the process of structure-physical-chemical properties. Due to this fact, these compounds possess a

wide spectrum of biological activity and can serve as synthetic chalcones derivatives, which are of increased interest for fine organic synthesis and the pharmaceutical industry [39, 40]. In order to obtain and research new biological properties of these materials, the emphasis is placed on the development of new synthesis methods of synthetic chalcones derivatives. This fact allows us to know more deeply the molecular mechanisms of action and in particular the identification of groups that increase these properties.

This success in the therapeutic effect allows synthetic chalcones derivatives to be applied to the discovery of new drugs, pharmaceutical forms, using modern strategies such as nano-formulations to increase their bio-availability with prolonged effect. Synthetic chalcones derivatives have been shown to possess a broad spectrum of biological activities [41]. A special emphasis is given to the anticancer activity against some types of cancer cells and the antibacterial, antioxidant, antiviral activity, etc.

However, further clinical studies, fully understanding the mechanisms of action at the cellular level and establishing the correlation between the structure of synthetic chalcones derivatives and pharmacological action, especially for anticancer and antimicrobial activity, still need to be investigated.

### Conclusions

Based on the existing bibliographic data regarding the synthesis methods of chalcones derivatives, it can be concluded that this field is well studied. Also, according to literature data, these substances have a very pronounced anticancer activity, having a protective action in the cellular system.

High interest is shown due to their biological properties such as: anti-inflammatory, antioxidant, cytotoxic and antihistaminic properties, etc. These important biological properties are the basis of current research to obtain them synthetically. The bibliographic data refer to the synthesis of 1,3-aryl(heteryl)propenes, which are described in a series of summary articles. The main attention is paid to the synthesis methods of chalcones that allow us to obtain pure reaction products, short reaction time and profitable yields. Methods using solid-based heterogeneous catalysts are described, which, in turn, are highly active, durable, more economical and can be used in three synthesis cycles without significant loss of catalytic activity. The studied synthesis methods were: aldol and crotonic condensation, Claisen-Schmidt reaction, Suzuki reaction, coupling of alkynes with aldehydes, microwave irradiation, etc.

### References:

1. RUDRAPAL, M., KHAN, J. Chalcone Scaffolds, bioprecursors of flavonoids. Chemistry, bioactivities and Pharmacokinetics. In: *Molecules*, 2021, 26 (23), 21 p. <https://doi.org/10.3390/molecules26237177>.
2. OKOLO, E., UGWU, D. New chalcone derivatives as potential antimicrobial and antioxidant agent. Scientific reports. In: *Nature portfolio*, 2011, 11, 13 p.
3. PATIL, C., MAHAJAN, S. Chalcone: a versatile molecule. In: *Journal of Pharmaceutical Sciences and Research*, 2009, vol.1(3), p.11-22.
4. LAHSASNI, S.A. et al. Synthesis, characterization and evaluation of antioxidant activities of some novel chalcones analogues. In: *Chemistry Central Journal*, 2014, 8, 10 p. <http://journal.chemistrycentral.com/content/8/1/32>.
5. SUWITO, H. Design and Synthesis of Chalcone Derivatives as Inhibitors of the Ferredoxin-Ferredoxin-NADP<sup>+</sup> Reductase Interaction of Plasmodium falciparum: Pursuing New Antimalarial Agents. In: *Molecules*, 2014, 19, p.21473-21488. DOI: 10.3390/molecules191221473
6. CASTILLO, D., CARBALLO, R. Synthesis, in vitro anti-giardial activity, SAR analysis and docking study of substituted chalcones. In: *Medicinal Chemistry Research*, 2020, 29, p.431-441. <https://doi.org/10.1007/s00044-019-02492-5>.
7. WANDER, A.S. et al. Biological and Structure-Activity Evaluation of Chalcone Derivatives against Bacteria and Fungi. In: *Journal of the Brazilian Chemical Society*, 2013, vol.24, no.1, p.133-144. <https://doi.org/10.1590/S0103-50532013000100018>.
8. SEBITI, S. et al. Calcined sodium nitrate/natural phosphate: an extremely active catalyst for the easy synthesis of chalcones in heterogeneous media. In: *Tetrahedron Letters*, 2001, 42, p.7953-7955.
9. LOPEZ, J. et al. Heterogeneous catalysis of aldolisations on activated hydrotalcites. In: *Studies in Surface Science and Catalysis*, 2000, 130, p.491-496. [https://doi.org/10.1016/S0167-2991\(00\)81005-8](https://doi.org/10.1016/S0167-2991(00)81005-8).
10. AMITA, S., R. et al. Synthesis and in vitro Antimicrobial Evaluation of 5'-Acetamido-2'-Hydroxy Chalcone derivatives. In: *Research Journal of Chemical Sciences*, 2014, vol. 4(2), p.56-59. ISSN 2231-606X
11. WATANABE, K. Aldol condensations catalyzed by Co (II) complexes of pyridine-containing copolymers. In: *Bulletin of the Chemical Society of Japan*, 1982, 55, p.3208-3211.

12. EKANAYAKE, U.G., WEERATUNGA, H. Sustainable Claisen-Schmidt Chalcone synthesis catalyzed by plasma-recovered MgO Nano sheets from seawater. *Sustainable Material and Technologies*, 2022, 23, e00394. <https://doi.org/10.1016/j.susmat.2022.e00394>.
13. MULUGETA, D. et al. A review of Synthesis methods of chalcones, flavonoids, and coumarins. In: *Science Journal of Chemistry*, 2022, 10 (2), p.41-52. ISSN: 2330-099X. DOI: 10.11648/j.sjc.20221002.12.
14. BUKNARI, S.N.A. et al. Synthesis and evaluation of new chalcones and oximes as anticancer agents. *Royal Society of Chemistry*, 2022, 12, p.10307-10320. DOI: 10.1039/d2ra01198k.
15. GHOLAM, H.M. et al.  $\text{NH}_4\text{H}_2\text{PO}_4/\text{SiO}_2$ : a recyclable, efficient heterogeneous catalyst for crossed aldol condensation reaction. In: *Green Chemistry Letters and Reviews*, vol.5, no.3, 2012, p.255-281. DOI:10.1080/17518253.2011.617317.
16. SALEHI, P. et al. Solvent-Free Crossed aldol condensation of ketones with aromatic aldehydes mediated by magnesium hydrogen sulfate. In: *Monatshefte fur Chemie*, 2002, 133, 10, p.1291-1295.
17. FRINGUELLI, F. et al. Polystyrene-supported TBD as efficient and reusable catalyst under solvent - free conditions. In: *Chemical Communication*, 2004, 23, p.2756-2757. DOI: 10.1039/b409808k.
18. THINURAYANAN, G., VANANGAMUDI G. Synthesis of some aryl chalcones using silica sulphuric acid reagent under solvent free conditions. In: *E-Journal of Chemistry*, 2007, 4(1), p.90-96. DOI:10.1155/2007/421435.
19. SIDDIQUI, Z., MUSTAFA, T. An efficient and novel synthesis of chromonyl chalcones using recyclable  $\text{Zn}(\text{L-proline})_2$  catalyst in water. In: *Tetrahedron Letter*, 2011, 52, p.4008-4013. <https://doi.org/10.1016/j.tetlet.2011.05.118>.
20. KAKATI, D., SARMA, J. Microwave assisted solvent free synthesis of 1,3-diphenylpropenones. In: *Chemistry Central Journal*, 2011, 5:8. 5 p. <https://doi.org/10.1186/1752-153X-5-8>.
21. POZZETTI, L. et al. Total synthesis of the natural chalcone Lopfirone E, synthetic studies toward benzofuran and indole-based analogues, and investigation of anti-Leishmanial activity. In: *Molecules*, 2022, 27, p.463-483. <https://doi.org/10.3390/molecules27020463>.
22. JAYAPAL, M.R. et al. Synthesis and characterization of 2,4-dihydroxy substituted chalcones using aldol condensation by  $\text{SOCl}_2/\text{EtOH}$ . In: *Journal of Chemical and Pharmaceutical Research*, 2010, 2(3), p.127-132. ISSN: 0975-7384.
23. MAMEDA, N. et al. Synthesis of  $\alpha$ ,  $\beta$  - unsaturated ketones from alkynes and aldehydes over  $\text{H}\beta$  zeolite under solvent-free conditions. In: *RSC Advances*, 2016, 6, p.58137-58141. <https://doi.org/10.1039/C6RA11593D>.
24. GEORGE, G., SUKUMARAN, S. Structural modification on chalcone framework for developing new class of cholinesterase inhibitors. In: *International Journal of Molecular Sciences*, 2022, 23, p.3121-3161. DOI: 10.3390/ijms23063121.
25. MADHAVI, S., SREENIVASULU, R. Synthesis, biological evaluation and molecular docking studies of pyridine incorporated chalcone derivatives as anticancer agents. In: *Letters in Organic Chemistry*, 2016, 13, p.682-692. DOI:10.2174/1570178613666161021105317.
26. BEGUM, S. An overview of chalcones as antinociceptive agents. In: *Journal of Global Trends in Pharmaceutical Sciences*, 2016, 7(3), p.3353-3361. <https://www.researchgate.net/publication/309380555>.
27. MOJARRAB, M., SOLTANI, R. Pyridine based chalcones: synthesis and evaluation of antioxidant activity of 1-phenyl-3-(pyridin-2-yl)prop-2-en-1-one derivatives. In: *Judishapur Journal of Natural Pharmaceutical Products*, 2013, 8(3), p.125-130. DOI: 10.17795/jjnpp-10024.
28. VERMA, S., SRIVASTAVA, A.K. A review on chalcones synthesis and their biological activity. In: *Pharma Tutor*, 2018, 6(2), p.22-39. ISSN: 2394-6679
29. POPUȘOI, A. BARBĂ, N. Synthesis and biologic properties of some 1-(alchyl)phenyl-3-(3-(pyridin-2-il)acryloyl) phenyl)thiourea. In: *Chemistry Journal of Moldova. General, Industrial and Ecological Chemistry*, 2013, 8 (1), p.83-89.
30. EDDARIR, S. et al. An efficient synthesis of chalcones based on the Suzuki reaction. In: *Tetrahedron Letter*, 2003, 44, p.5359-5363. DOI:10.1016/S0040-4039(03)01140-7.
31. JULAKANTI, S.R., PATEL, M. Highly efficient synthesis of chalcones from poly carbonyl aromatic compounds using  $\text{BF}_3\text{-Et}_2\text{O}$  via a regioselective condensation reaction. In: *Chemical and Pharmaceutical Bulletin*, 2016, 64, p.570-576. DOI: 10.1248/cpb.c15-00939.
32. XU, L.W. Efficient coupling reactions of arylalkynes and aldehydes leading to the synthesis of enones. In: *Helvetica Chemica Acta*, 2004, 87, p.3080-3084. <https://doi.org/10.1002/hlca.200490276>.
33. SCHRAMM, O.G. Multi-component Heterocycle Syntheses based Upon Sonogashira Coupling Isomerization. PhD. Thesis, Ruprecht-Karls Universitat, Heidelberg, Heidelberg, Germany, 2006. <http://www.ub.uni-heidelberg.de/archiv/6849>. DOI: 10.11588/heidok.00006849.
34. ABRAHAM G.R., HIDE MI A.M. Synthesis and Inflammatory activity of three nitro chalcones. In: *Bioorganic Medicinal Letters*, 2013, 23, p.5519-5522. DOI: 10.1016/j.bmcl.2013.08.061.
35. DAVEY, W., GWILT, J. Chalcones and related compounds. Part I. Preparation of nitro-, amino-, and halogeno-chalcones. In: *Journal of the Chemical Society*, 1957, p.1008-1014.
36. SUWITO, H. et al. Design and Synthesis of Chalcone Derivatives as Inhibitors of the Ferredoxin-Ferredoxin-NADP<sup>+</sup> Reductase Interaction of Plasmodium falciparum: Pursuing New Antimalarial Agents. In: *Molecules*, 2014, 19, p.21473-21488. <https://doi.org/10.3390/molecules191221473>.

37. DUBERNET, M. et al. Synthesis of substituted bis(heteroaryl)maleimides. In: *Tetrahedron*, 2005, 61, 19, p.4585-4593. DOI:10.1016/j.tet.2005.03.016.
38. DIMMOCK, I. et al. Cytotoxic 4'-aminochalcones and related compounds. In: *Pharmazies*, 2003, 58, 4, p.227-232. PMID: 12749401.
39. ROMMOHAN, A., REDDY, J.S. Chalcone synthesis, proprieties and medicinal applications: a review. In: *Environmental chemistry Letters*, 2020, 18, pp. 433-458. DOI: 10.1007/s10311-019-00959-w.
40. AL-OSTOOT, F.H., SALAH, S. Recent investigations into synthesis and pharmacological activities of phenoxy ace amide and its derivatives (chalcone, indole and quinoline) as possible therapeutic candidates. In: *Journal of the Iranian Chemical Society*, 2021, 18, p.1839-1875. DOI: 10.1007/s13738-021-02172-5.
41. SALEHI, B., QUISPE, C. Pharmacological proprieties of chalcones: A rewview of preclinical Including Molecular Mechanisms and clinical evidence. In: *Front Parmacol 2021*. 11. Article 592654. 21 p. DOI: 10.3389/fphar.2020.592654.

**Data about author:**

Ana POPUȘOI, university assistant, Faculty of chemistry, Moldova State University.

E-mail: ana.popusoi@usm.md, popusoi.ana@gmail.com

ORCID: 0000-0002-7718-4771

Prezentat la 11.10.2022